

Seam Tape



Specifications

Item number : 13-7154
Size : Width 35 mm x 100 m / roll
Thickness : 0.049 mm
10 pcs per one order

Tape for reinforcing of wallcovering' s seam!
With dry type adhesive!
With the special thin-fins!

Feature

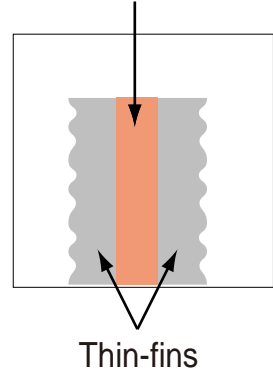
Dry type adhesive!

Seam Tape (13-7154) has dry type adhesive on the center. The dry adhesive is soluble in water, and suitable for reinforcing of seams of wallcoverings.

Thin-fins!

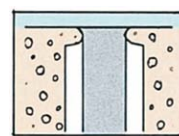
Seam Tape (13-7154) has thin-fins on the both edges. Therefore, when you place Seam Tape (13-7154) between of wall-board and wallcoverings, the steps of it are not conspicuous.

Dry type adhesive

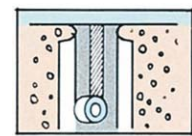


How to use

- 1) Pile up and apply wallcoverings on wallboard.
- 2) Cut the wallcoverings by a snap-off knife.
- 3) Open the seam of the wallcoverings.
- 4) Place the Seam tape along the seam of wallcoverings from up to down.
(In this case, the face which has dry type adhesive put on the wallboard)
- 5) Close the wallcoverings.
- 6) Flat the seam of wallcoverings by a Seam roller.



Open the seam



Place the seam tape

N.B.

- 1) Don' t touch the Seam tape by wet-hands.
- 2) Keep the Seam tape in a place without much moisture.

